

AB PROFITABILITY HOGI ZYADA



TATA
PRIMA
3530.K SRT

BS6 P2
Phase 2 Ready

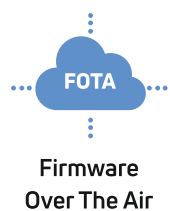

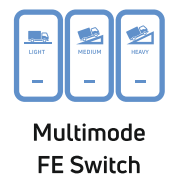
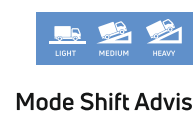
- ✓ Safer
- 💡 Smarter
- 🌱 Greener
- ⚙️ Better Fuel Efficiency
- 💰 Lower Total Cost of Ownership

TATA TRUCKS
DESH KE TRUCKS

Technical Specifications

MODEL	PRIMA 3530.K/TK SRT
GROSS VEHICLE WEIGHT	35 000 kg
ENGINE	Cummins 6.7 l OBD-II
ENGINE CAPACITY	6 702 cc
MAXIMUM POWER	224 kW @ 2 300 r/min
MAXIMUM TORQUE	1 100 Nm @ 1 100 - 1 700 r/min
CLUTCH	430 mm
FRAME	Heavy duty straight frame with riveted / Bolted cross members
TRANSMISSION	TATA G1150
FRONT AXLE	Heavy duty forged I beam Reverse Elliot type
REAR AXLE	Single reduction heavy duty rear axle with differential lock
REAR SUSPENSION	Bogie / Ultimax
BODY SIZE (CuM)	23 Box
CONFIGURATION	8 x 4
CAB/COWL	PRIMA Day Cab
TYRES	11 x 20 NT / 11R20 Radial
VENTILATION	Blower / AC
FUEL TANK CAPACITY	300 l HDPE
WHEELBASE OPTIONS	52 WB
NO OF TYRES	12 Tyres

Key Features & Benefits



Applications



Surface Movement Crushed Stone



Blue Metal on Expressway



Sand Transport



TATA MOTORS

To know more, visit your nearest Tata Motors dealership

www.tatatrucks.tatamotors.com

📞 **18 00 20 97 979** Follow us on